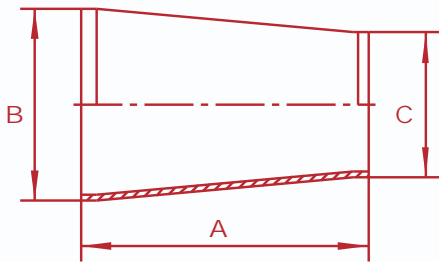


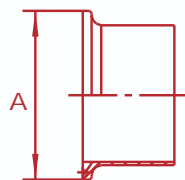
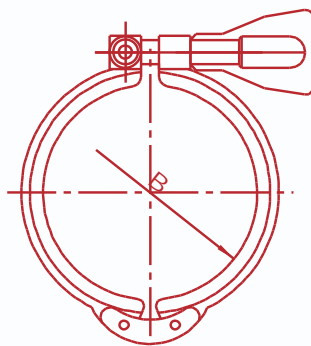
MILK LINE FITTINGS & CONNECTORS -- ISO PIPE LINE (mm)

Sanitary Welding Reducer



Part No.	DN	A [mm]	B [mm]	C [mm]
011-100	25 x 19	38	25.4	19.1
011-101	38 x 25	50	38.1	25.4
011-102	50 x 38	67	50.8	38.1
011-103	50 x 25	67	50.8	25.4
011-104	63 x 50	67	63.5	50.8
011-105	63 x 38	67	63.5	38.1
011-106	76 x 63	67	76.3	63.5
011-107	76 x 50	67	76.3	50.8
011-108	89 x 76	67	89.1	76.3
011-109	89 x 63	67	89.1	63.5

Clamp



Part No.	SIZE	∅	A [mm]	B [mm]
011-120	1 -1	19 - 38	53.5	44.5
011-121	2	50.8	66.5	57.5
011-122	2	63.5	81	72
011-123	3	76.2	94	85
011-124	3	89.1	108	102
011-125	4	101.6	122	113